

Apex Series AN100 - Q&A

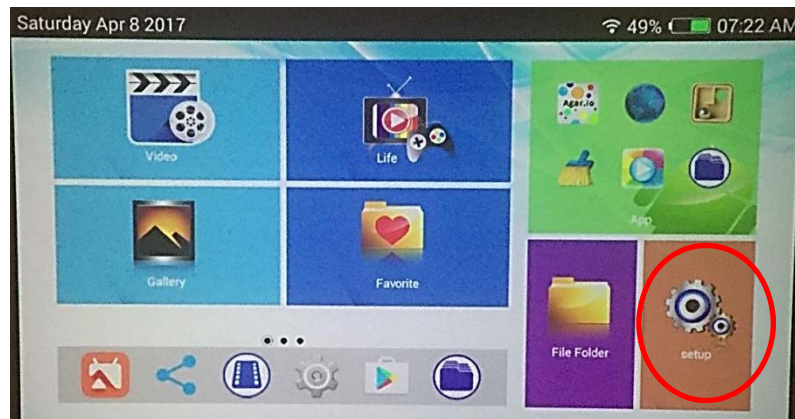
Version: 2.1

Q1: How do I connect the AN100 with my iOS device?

A1: To connect the AN100 with an iOS device you need to use an App installed on the AN100. Users can download their favor APP from App Store to AN100 (e.g. "All Cast") or use the build-in App called "Happy Cast", which is a sample App to allow Apple mobile device users to do screen mirroring from their iOS devices through Airplay.

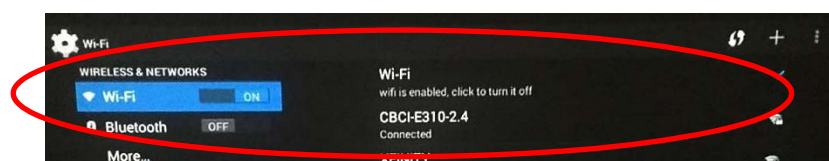
When using "Happy Cast":

- 1.1 Power on the AN100 by pressing the power button on remote control or on device itself for 2 seconds.
- 1.2 Go to "setup" on the home screen of AN100 (by using the direction buttons on the remote control or on the projector itself)



Choose the desired Wi-Fi network, enter the password (the keyboard window will pop-up). If needed, choose the same Wi-Fi network on your iOS device.

Before opening the "Happy Cast" App, users need to make sure both the AN100 and their iOS device are connected to the same Wi-Fi network.



1.3 Go to App on the home screen of AN100 → Choose “Happy Cast”.



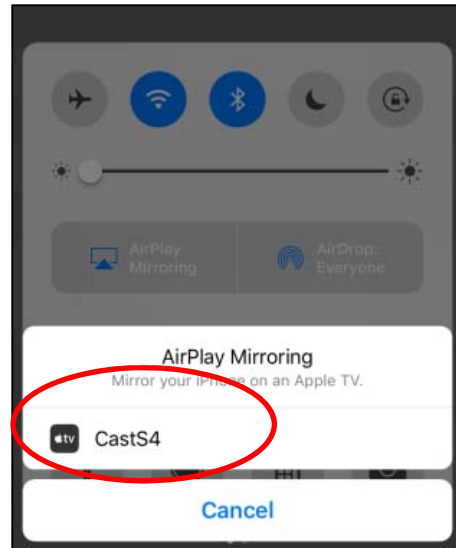
1.4 Open “Happy Cast”. When **software update** information pops up, choose ‘**Update**’.

After the software update, the screen appears like below snapshot. Press “Return” button on the projector or on remote control to exit the App.



1.5 Check your iOS device and make sure your it is connected and under the same Wi-Fi network as AN100. Open **Airplay Mirroring** (swipe up from the bottom of the screen) to bring up Control Center, and then tap the “Screen Mirroring” button to turn on the function. Choose “**CastXXX**”, and then you’re on.

When using another App, the connection process is the same.



Notice:

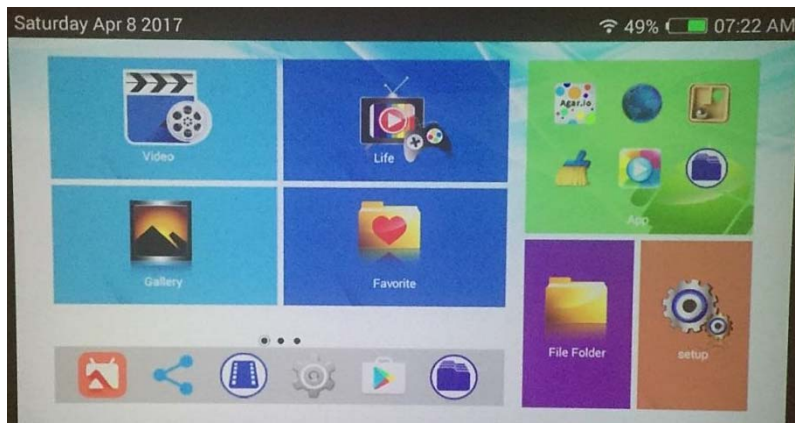
1. It is required one-time update of the Happy Cast App. Once it is updated, you only need to connect both iOS device and AN100 to the same WiFi network and turn on "Screen Mirroring" in AirPlay of iOS devices.
2. **Please update your iOS version on iPhone or iPad to the latest version.**
It has happened that the screen mirroring did not work on iOS version 11 but worked after iOS was updated to version 12.X.X.
3. If you still have problem to connect with iOS devices, please download "AN100_Installation_Happycast_App_iOS.zip" from the link below and install the HappyCast Apk file by following the SOP.

<http://download.aiptek.de/Projector/AN100/>

Q2: How do I connect the AN100 with my Android device?

A2: Make sure your Android device is Miracast function supported; it will allow you to connect to the AN100 and do screen mirroring.

2.1 Go to App on the home screen of AN100 → Choose "WifiDisplay"



2.2 In the meantime, open screen mirroring function on your Android device (there are various ways to open mirroring on different Android models, please check with the manufacturers) and search for device "Android_xxxx"



2.3 Pair your Android device to "Android_xxxx", after pairing successfully you're on.

PS: You can also go to Setting and rename the device name on the AN100.

Q3: Can the AN100 connect to a Bluetooth speaker?

A3: Yes, it can. Go to "setup" on the home screen of AN100 → Choose Bluetooth "On" and pair with your desired Bluetooth speaker.

Q4: How to playback a YouTube video on the AN100?

A4: The built-in YouTube App on the AN100 does not support keypad & remote control to navigate. Therefore, you need to connect a PC mouse via the USB port to navigate within the YouTube App.

Q5: Can I install the Netflix App on the AN100?

A5: You can download the Netflix App here:
<https://help.netflix.com/en/node/57688>

PLEASE NOTE: This is a special app for an Android 4.4 (Kit Kat) version. It is important that you don't install other versions and that you don't update this version! After an update to a higher version, you cannot watch Netflix videos anymore.